




# HORNET

7.62mm NATO

PROUDLY MADE IN THE U.S.A. 





## THE HORNET.

GSL's new **Hornet** suppressor for 7.62mm NATO mounts with a Bi-Lock quick disconnect flash hider with standard 5/8 - 24 thread.

Packing Includes the following:

- (1) 7.62mm Suppressor
- (1) 5/8 - 24 thread Bi\_Lock Quick Mount 7.62mm NATO (others available upon request)

### **HORNET:**

Caliber: 7.62mm NATO

Sound Reduction: 32 dB

Length: 9.2"

Diameter: 1.50"

Weight: 17.5 oz.

Materials: Titanium

Finish: High Temperature Cerakote - Black

Mount: Bi-Lock QD

Target Crown on Muzzle

### **\*For Barrels:**

16" or longer 7.62 NATO

*"Export of this sound suppressor and/or sound suppressor manual is strictly prohibited without a valid export license issued by the United States Department of State, Office of Trade Controls, prohibited in the International Trade in Arms Regulation (ITAR), Title 22, CFR, Parts 120-130."*



# WARNING!

Read the Operation and maintenance manual in its entirety before using suppressor. Failure to follow installation and maintenance instructions detailed in this manual can result in potential for serious injury to the user and damage to the weapon.



## Verify Firearm is Unloaded

Visually and physically confirm your firearm is unloaded before attempting or performing any of the procedures in this manual. Failure to ensure the firearm is unloaded could result in unintentional discharge, causing injury or death.



**BURN WARNING:** Allow suppressor to cool to ambient temperature before removal and/or service. The outside surface temperature of this suppressor may exceed 40 C/104 F. Therefore protective gloves should be worn at all times in attaching or detaching the suppressor. Failure to do so may result in severe burns to hands and any other unprotected skin surface.



**Pinch Warning:** Could be customized to the multi cal (as to changing out) but in attaching or detaching the can for all cans. "The point of attachment and detachment is a pinch point and caution should be taken, including wearing protective gloves, to avoid severe injury at this pinch point.



**Muzzle Warning:** The muzzle of the firearm is different when a suppressor is attached. However, this is still the point where the projectile exits the weapon system and the muzzle should not cover or sweep any area the user is not will to shoot and kill.



**Sonic Crack Warning:** This suppressor will not protect end-users and those in close proximity from hearing damage when, and if, the projectile crosses the sound barrier. Thus, proper hearing (and eye protection) should be worn at all times.


# Mounting the flash hider on the barrel

1. First remove flash hider and crush washer (never use a crush washer when installing a GSL bi-lock flash hider)
2. If flash hider lugs do not line up (vertical or horizontal) use shims to adjust
3. Degrease all threads and put two drops of Loctite 262 on each thread (barrel and flash hider)
4. Using torque wrench (set to 35 to 45 ft lbs), install flash hider



# Mounting Suppressor on flash hider

1. Place the base of the suppressor onto the Hornet bi-lock flash hider
2. Rotate the suppressor until the lugs on the Hornet bi-lock flash hider enter the base of the suppressor. This can occur in only one position.
3. Suppressor Lugs are different sizes to make sure that the unit repeats. Make sure the lugs are lined up with the correct pockets to install.



# Warranty Information


Unconditional Lifetime Warranty. If for any reason you have an issue with a GSL Technology product, we will repair or replace it free of charge. Warranty does not apply if product is altered in anyway.

**Damaged Suppressor:** This or any suppressor may not properly operate and create significant risk of injury or death if damaged or obstructed. Any and all such damage should be reported to an Armor familiar with this suppressor and the weapon system or it should be returned with the RA to GSL Technology, Inc. For more information, contact GSL Technology, Inc. at: [warranty@gsltechnology.com](mailto:warranty@gsltechnology.com).

# Manufacturer's Disclaimer

GSL Technology, Inc. manufactures all suppressors the highest quality and technical standards in the industry. However, improper usage by any end-user by this product may result in serious injury to the user or third parties. Therefore, it is the user's responsibility to understand this product and the weapon system used therewith. If you do not understand the instructions in this manual, please contact GSL Technology for further clarification at <http://www.gsltechnology.com>. GSL Technology, Inc. shall have no liability for incidental or consequential damages and under no circumstances be liable for personal injury, death, property damage, environmental damage or economic losses of any type caused by the misuse use of this product or negligence on the part of the user. To the extent allowed by law, all liability from act or omission from improper usage of this suppressor is disclaimed. The warranty and disclaimer in this manual for the suppressor is subject to all laws which may limit these terms. To the extent allowed by law, the purchase of this product places an affirmative duty on any distributor, retailer or user to transmit this manual with the suppressor.

For the latest, most complete version of this manual, please visit:  
<http://www.gsltechnology.com>



Jackson, Michigan  
(517) 780-9090

PROUDLY MADE IN THE U.S.A. 

*This sound suppressor manual contains technical data controlled under the International Traffic in arms Regulations (ITAR). Export and/or release of technical data to foreign persons, entities, or governments, requires prior authorization from the United States Department of State. Title 22, CFR, Parts 120-130.*